



Inductive Sensors
Series 20 - NPN
Series 10 - PNP

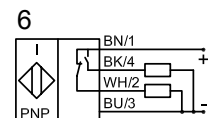
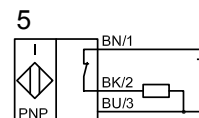
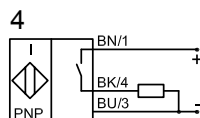
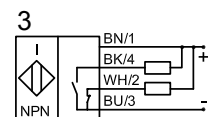
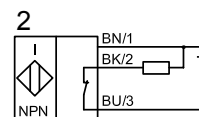
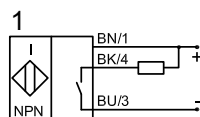
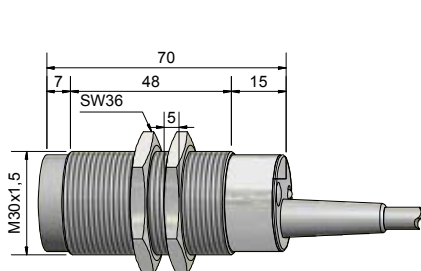
- Housing M 30 x 1.5
 • Housing material: Brass
 • Sensing distance $S_n = 15$ mm

Certificate:



Technical data	Non-flush mountable	Non-flush mountable
Operating distance S_n	15 mm	15 mm
Electrical version	3-wire DC	4-wire DC
Output	Normally open (NO)	Antivalent (NO + NC)
Type NPN	IAS-20-A24-S	IAS-20-A24-A
Art.-No.	211 000	210 980
Connection diagram No.	1	3
Type PNP	IAS-10-A24-S	IAS-10-A24-A
Art.-No.	111 000	110 980
Connection diagram No.	4	6
Operating voltage (U_B)	10...35 V DC	10...35 V DC
Output current max. (I_e)	250 mA	2 x 250 mA
Voltage drop max. (U_d)	≤ 2.5 V	≤ 2.5 V
Permitted residual ripple max.	10 %	10 %
No-load current (I_o)	Typ. 15 mA	Typ. 15 mA
Frequency of operating cycles max.	1 kHz	1 kHz
Permitted ambient temperature	-25...+70 °C	-25...+70 °C
LED-display	Yellow	Green / yellow
Protective circuit	Built-in	Built in
Degree of protection IEC 60529	IP 67	IP 67
Norm	EN 60 947-5-2	EN 60 947-5-2
Connection cable	2 m, PVC, 3 x 0.75 mm ²	2 m, PVC, 4 x 0.5 mm ²
Housing material	Brass	Brass
Active surface	PVC	PVC
Lid	PA / PPO	PA / PPO

All specifications are subject to change without notice. (11/2011)



Made in Germany