


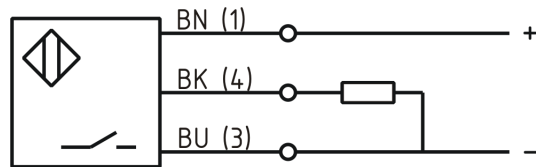


[Article Page](#)

Product Description	inductive sensor metal face DC
Name	SJD2-M12EB68-DPS-V2
Order number	08313121211
Switching distance	2 mm
Mounting	 shielded
Switch type	 N.O.
Signal Type	DC PNP
Connection	 Connector

Connection diagramm



Technical Specification	
Operating voltage	10 - 30 V DC
Max. ripple	≤ 10 %
Voltage drop	1,5 V
Max. load current	200 mA
No load current	< 10 mA
Leakage current	≤ 10 μA
Switching frequency	2000
Switching hysteresis	< 15 %
Operating temperature	-25 ° C to 70 ° C
Temperature drift	< 10 %
Repeat accuracy	< 1 %
Switching state	LED
Digital output	
Short-circuit proof	yes
Overload protection	yes
Reverse voltage protection	yes
Protection category	IP67
EMC-level	DIN EN 60947-5-2:2008
Housing material	Stainless steel V2A
Termination	Connector M12 4pol

Errors and omissions exceptet