

M12 Rugged Distribution Boxes, One Signal Per Socket, On-Board M23 Connection, with or without LED

ASBS-R 4 5-4 | ASBS-R 8 5-4

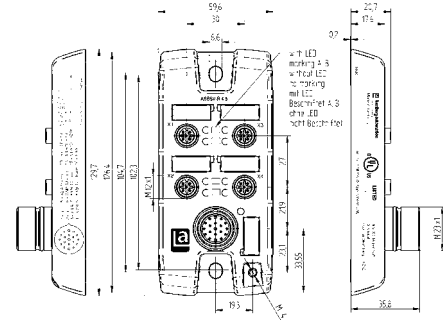
ASBS-R 4/LED 5-4 | ASBS-R 8/LED 5-4



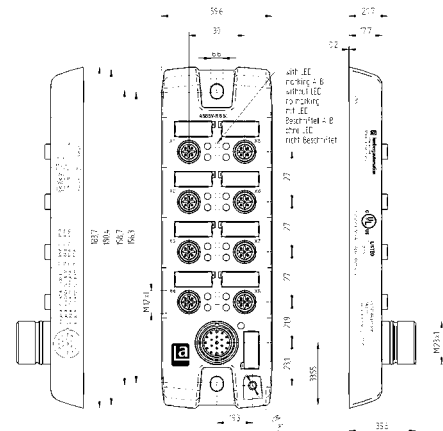
4- and 8-Ports

ASBS-R pluggable actuator/sensor distributor, 4 or 8 x M12 ports, 4-poles, with LED operating and function display, one signal per socket, ground connection, M23 connection for the control cable, 12-poles

4-Ports



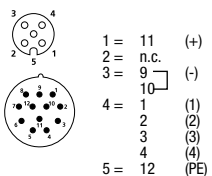
8-Ports



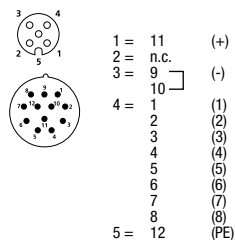
Pin Assignments

M12 Wiring Diagrams

4-Ports



8-Ports





M12 Rugged Distribution Boxes, One Signal Per Socket, On-Board M23 Connection, with or without LED

Technical Data

Environmental Conditions

| | |
|-----------------------------|--|
| Degree of protection | IP65 / IP67 |
| Pollution severity | 3 |
| Operating temperature range | -40°C / +80°C (dragchain and UL max. 60°C) |

Materials

| | |
|----------------|----------------------------------|
| Contact | CuZn, pre-nickel and gold-plated |
| Contact bearer | TPU-GF |
| Housing | Zinc die casting |
| O-ring | FKM |









Electrical Data

| | |
|-----------------------|---|
| Rated voltage | 30 V |
| Rated current* | 4 A per outlet / 12 A max. total; at 40°C |
| Rated impulse voltage | 32 V |
| Contact resistance | ≤5mΩ |
| Insulation resistance | > 10 ⁹ Ω |

* only in locked position with its proper counterparts or dust covers

Additional Technical Data

operation display: LED Green
 Function display / channel status:
 LED Channel A: Yellow

| Part Number | | Ports | Characteristics |
|--------------|------------------|-------|---|
| ASBS-R 4 5-4 | ASBS-R 4/LED 5-4 | 4 |       |
| ASBS-R 8 5-4 | ASBS-R 8/LED 5-4 | 8 |       |