

M12 Rugged Distribution Boxes, One Signal Per Socket, with or without LED

ASB-R 4 5-4-328 | ASB-R 8 5-4-331

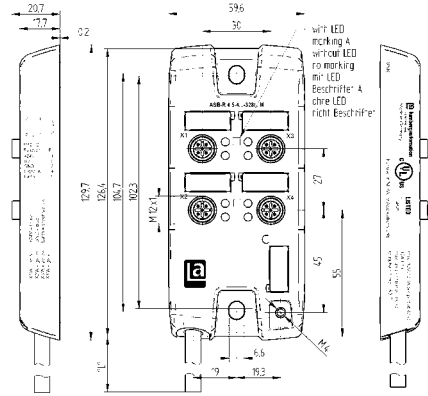
ASB-R 4/LED 5-4-328 | ASB-R 8/LED 5-4-331



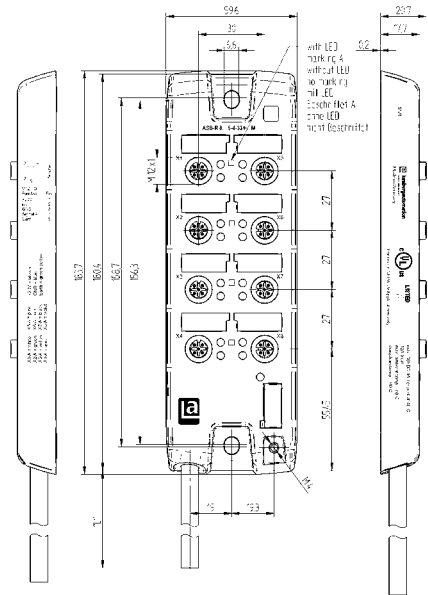
4- and 8-Ports

ASB-R wired actuator/sensor distributor, 4 or 8 x M12 ports, 4-poles, with or without LED operating and function display, one signal per socket, ground connection, with integrated control cable, PUR jacket, halogenfree, black

4-Ports



8-Ports



Pin Assignments

M12 Wiring Diagrams



- 4-Ports**
- 1 = brown (+)
 - 2 = n.a.
 - 3 = blue (-)
 - 4 = white (1)
green (2)
yellow (3)
grey (4)
 - 5 = green/yellow (PE)



- 8-Ports**
- 1 = brown (+)
 - 2 = n.a.
 - 3 = blue (-)
 - 4 = white (1)
green (2)
yellow (3)
grey (4)
 - 5 = pink (5)
 - 6 = red (6)
 - 7 = black (7)
 - 8 = violet (8)
 - 5 = green/yellow (PE)



M12 Rugged Distribution Boxes, One Signal Per Socket, with or without LED

Technical Data

Environmental Conditions

Degree of protection	IP65 / IP67
Pollution severity	3
Operating temperature range	-40°C / +80°C (dragchain and UL max. 60°C)

Materials

Contact	CuZn, pre-nickel and gold-plated
Contact bearer	TPU-GF
Housing	Zinc die casting
O-ring	FKM

Electrical Data

Rated voltage	30 V
Rated current*	4 A per outlet / 8 A max. total; at 40°C
Rated impulse voltage	32 V
Contact resistance	≤5mΩ
Insulation resistance	> 10 ⁹ Ω


* only in locked position with its proper counterparts or dust covers

Additional Technical Data

operation display: LED Green
 Function display / channel status:
 LED Channel A: Yellow
 LED Channel B: White

Cable Specifications

Cable No.	Outer Jacket	Conductor Size	Color	Outside Diameter
328	PUR, halogen-free	3 x 0.75 mm ² 4 x 0.34 mm ²	Black	.268" (6.8 mm)
331	PUR, halogen-free	3 x 0.75 mm ² 8 x 0.34 mm ²	Black	.315" (8.0 mm)

Part Number	Ports	Standard Cable Length	Characteristics
ASB-R 4 5-4-328/...M	4	5M and 10M	     
ASB-R 8 5-4-331/...M	8	5M and 10M	     