

M12 / DIN Valve-Splitters, Double-Ended, IEC Color Code

ASB 2-VB 1 A | ASB 2-VC 1A

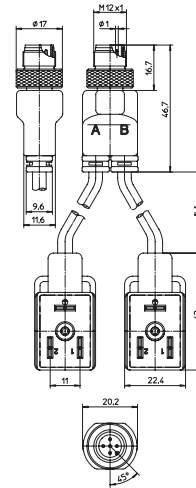


M12-Duo-Male - 2xDIN Valve

Actuator cordset, double-ended, M12 Duo male connector with self-locking threaded joint and two valve connectors according to

– DIN EN 175301-803, form B –

ASB 2-VB 1 A

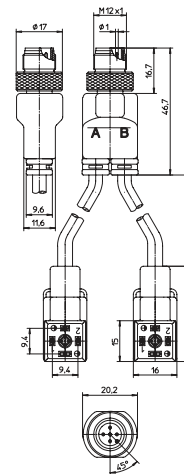


M12-Duo-Male - 2xDIN Valve

Actuator cordset, double-ended, M12 Duo male connector with self-locking threaded joint and two valve connectors according to

– DIN EN 175301-803, form C –

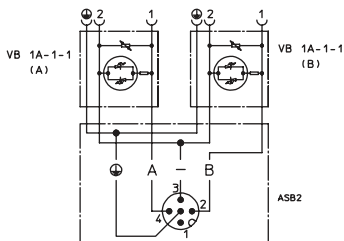
ASB 2-VC 1A



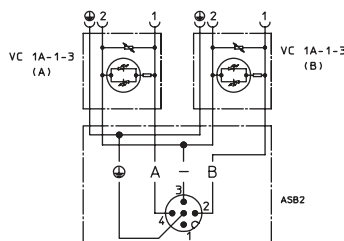
Pin Assignments

Wiring Diagrams

ASB 2 - VB 1A



ASB 2 - VC 1A





Be Certain with Belden

M12 / DIN Valve-Splitters, Double-Ended, IEC Color Code ASB 2-VB 1 A | ASB 2-VC 1A

Technical Data

Environmental

Degree of protection IP 67 / NEMA 6P
 Operating temperature range ASB: -25°C (-13°F) / +90°C (+194°F)
 VAD: -25°C (-13°F) / +80°C (+176°F)

Mechanical (ASB)

Housing / Molded body TPU, self-extinguishing
 Insert TPU, self-extinguishing
 Contact CuZn, pre-nickelated and 0.8 microns gold-plated
 Coupling nut CuZn, nickel-plated

Mechanical (VAD / VBD)

Housing / Molded body TPU, self-extinguishing
 Insert PBT
 Contact CuZn, nickel plated and tin plated

Electrical



Nominal current at 40°C 4 A per cable / 4 A max. total
 Rated voltage 24 V AC/DC
 Insulation resistance > 10⁹ Ω
 Pollution degree 3

Varistor date (VAD / VBD)

Nominal voltage 47 V at 0.1 mA
 typ. limiting voltage 110 V at 5 A
 max. pulse energy 0.9 Ws
 (standard impulse 10/1000us)
 max. continuous power loss 0.01 W

Cable Specifications

Cable No.	Outer Jacket	Gauge	Jacket Color	OD	Agency Approvals
226	PUR, halogen-free	3 x 0.50 mm ²	Black	4.6 mm	UL: AWM 21198 / CSA: AWM I/II A/B

Part Number	Pins	Outer Jacket	Standard Cable Lengths	Characteristics
ASB 2-VB 1A-1-1-226/... M	5	PUR, halogen-free	1 M / 1.5 M / 2 M	 
ASB 2-VC 1A-1-3-226/... M				